



Report No. : M61-260301126EN



SUPER LABORATORY CO., LTD. TESTING CENTER TEST REPORT

CUSTOMER

Ji-Feng Biotechnology Co., Ltd.

7F, No. 446, Sec. 2, Zhongshan Rd., Zhonghe Dist., New Taipei City 235029, Taiwan (R.O.C.)

Page 1 of 2

Sample name : T-Pro Aqua EZ Clean

Manufacturer : Ji-Feng Biotechnology Co., Ltd.

Manufacture date : -

Sample expiry date : -

Lot number : -

Country of origin : Taiwan

Sample condition : Chilled storage

Test sample packaging : Loose packaging

Sample delivering : By applicant

Number of samples : 36 g

Contact person : Benny Sun

Report purpose : For export, Self-Management

Phone number : (02)8283-6236

----- The sample information provided above was confirmed by the customer -----

Sample Received : 2026/03/10

Date of Testing : 2026/03/16

Date of Report : 2026/03/30

Item	Result	Unit	Method	LOQ / LOD
Antimicrobial activity : <i>Legionella pneumophila</i> subsp. <i>pneumophila</i>	99.93	%	Refer to ASTM E2315-23, Standard Guide for Assessment of Antimicrobial Activity Using a Time-Kill Procedure.	-

----- Null below -----

Remarks :

- All inspection contents in this inspection report are inspected according to the entrusted items. If there is any falsehood, we are willing to take full responsibility.
- Antimicrobial Activity: Please see the test appendix for detailed inspection results.
- Please note if the tests do not involve sampling, then the test report is only responsible for the test sample provided by the customer. And the report is invalid if not presented in full and for reference only; it shall not be used for advertising, sales promotions, or notarial purposes. Also, when the target is below the limit of detection (LOD) or the limit of quantification (LOQ), the test results will be expressed as "Negative" or "ND" (Not detected).



This report is used only for providing the testing results of commissioned items, not for determining the legality of the product.



Yueh-ting Tsai

Yueh-ting Tsai, Ph. D.
Approval Signatory



Report No. : M61-260301126EN



SUPER LABORATORY CO., LTD. TESTING CENTER TEST REPORT

CUSTOMER

Ji-Feng Biotechnology Co., Ltd.

7F, No. 446, Sec. 2, Zhongshan Rd., Zhonghe Dist., New Taipei City 235029, Taiwan (R.O.C.)

Page 2 of 2

Sample name : T-Pro Aqua EZ Clean


Sample condition : Chilled storage

Sample Received : 2026/03/10

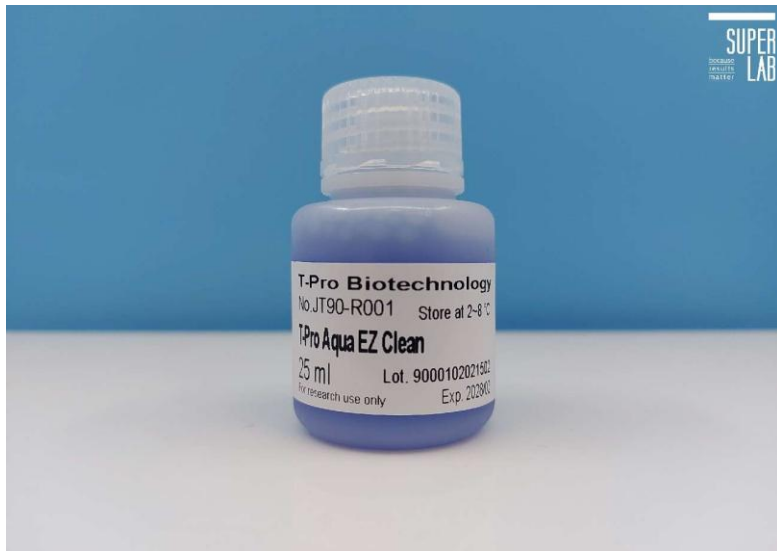
Date of Testing : 2026/03/16

Date of Report : 2026/03/30

M61-260301126EN



M61-260301126EN



Yueh-ting Tsai

Yueh-ting Tsai, Ph. D.
Approval Signatory

Appendix

1. Specimens I.D. : M61-260301126

2. Test method :

2.1 Test strains and culture condition :

Test strains	Test condition	Culture condition
<i>Legionella pneumophila</i> subsp. <i>pneumophila</i>	25 ± 2°C	36 ± 1°C
ATCC 33152	24 hr	4 day

2.2 Reference :

2.2.1 Refer to ASTM E2315-23, Standard Guide for Assessment of Antimicrobial Activity Using a Time-Kill Procedure.

2.3 Grouping :

2.3.1 Test group : Test substances provided by customers.(According to the customer specified, dilutes the sample 200-fold before the test.)

2.3.2 Control group : 0.85 % Sterile saline.

2.4 Prepare the suspension of test microbe, and the concentration is around $1.0 \times 10^8 \sim 1.0 \times 10^9$ CFU/mL.

2.5 Add 0.1 mL of microbial suspension into 10 mL test and control group.

2.6 The test groups were executed according to the conditions of 2.1.

2.7 Test population control groups were conducted for 10-fold serial dilution with 9 mL SCDLP broth at time zero, representing the concentration of the test organism present.

2.8 After serial dilution, each group was inoculated on appropriate medium. The medium was cultured under the culture condition. The growth was observed and colony counts were recorded.

2.9 Calculation :

$$LR = \text{Log} (A) - \text{Log} (D)$$

$$\text{Reduction rate} (R) = 100 \% \times (1 - 10^{-LR})$$

A = The number of microbe recovered from the test population control groups at time zero after inoculation.

D = The number of microbe recovered from the test groups incubated after the desired contact period.

Appendix

3. Result :



Figure 1: Test article.




Figure 2: Result of control and test group.

Strains : *Legionella pneumophila* subsp. *pneumophila*

Table 1 : Result of test article against test strain.

Test strains	Final inoculated concentration (CFU/mL)	Unit	The residual amount of microbe		LR	Reduction rate(%) ¹
			Test population control groups (A)	Test groups (D)		
<i>Legionella pneumophila</i> subsp. <i>pneumophila</i>	3.0×10 ⁶	CFU/mL	3.2×10 ⁶	2.2×10 ³	3.16	99.93
		Log	6.50	3.34		

1. Reduction rate (%) : If antimicrobial rate < 0.00 % presented with 0.00 %.

Table 2 : Conditions for the establishment of the test.

Condition ¹	Calculation result	Result
The difference between the number of microbe washed immediately (A) in the control group and the number of microbe washed after the control group (B) was within the range of ± 0.5 Log	<i>Legionella pneumophila</i> subsp. <i>pneumophila</i> 0.11	-

1. Conditions for the establishment : All of them should be Pass. (Except when the text condition is more than 1 hour) .